

One-piece consoles TP

Universal consoles TP



Photo shows a configuration example with equipment not included in the scope of supply.

Material:

- Enclosure: Sheet steel 1.5 mm
- Door and console cover: Sheet steel, 2.0 mm, all-round foamed-in PU seal
- Mounting plate: Sheet steel 2.0 mm
- Lock cover: Plastic, self-extinguishing

Surface Finish:

- Enclosure, cover and door: Dipcoat-primed, powder-coated on the outside, textured paint
- Mounting plate: Zinc-plated

Colour:

Normal RAL 7035 (Standard)
Special RAL 7032
Protection category: IP 54 to IEC 60 529, (provided suitable gland plates are selected).

Approvals:

- E.P.I.L
- ISO 9001

Supply includes:

- Enclosure, solid back and sides
- Door or double door at front, with locking rod
- Mounting plate
- Cover hinged at rear, 2 stays with automatic locking and unlocking
- Open base for individual cable entry



Also required:

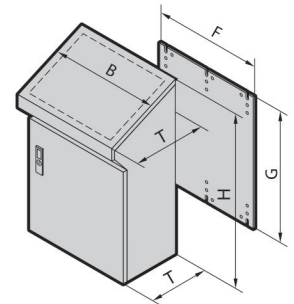
Note: Special material can be stainless steel

- Enclosure: Stainless steel 1.4301 (AISI 1.5 ,304 mm)
- Door or double door and console lid: Stainless steel 1.4301 (AISI 2.0 ,304 mm)

One-piece consoles TP

Width (B) mm	Packs of	600	800	1000	1200
Height (H) mm		960	960	960	960
Depth (T) mm	Bottom	400	400	400	400
	Top	520	520	520	520
Mounting plate width (F) mm		530	730	930	1130
Mounting plate height (G) mm		900	900	900	900
Model No. TP	1	6746.500	6748.500	6740.500	6742.500
Door(s)		1	1	2	2

Base/plinth		Note: Base/plinth trim panels, (Colour: RAL 7022)				
Components front and rear	Height 100 mm	1 set	8601.600	8601.800	8601.000	8601.200
	Height 200 mm	1 set	8602.600	8602.800	8602.000	8602.200
Trim panels, sides	Height 100 mm	1 set	8601.040	8601.040	8601.040	8601.040
	Height 200 mm	1 set	8602.040	8602.040	8602.040	8602.040



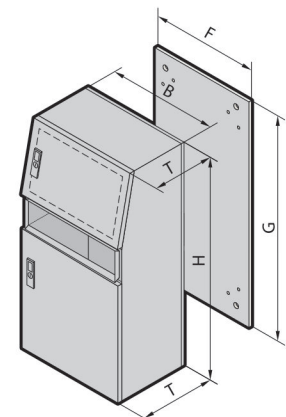
Universal consoles TP

enclosure solutions for industrial & electronic applications

Width (B) mm	Packs of	with short front door		with tall front door
Height (H) mm			600	600
Depth (T) mm	Bottom		1300	1300
	Top		500	500
Mounting plate width (F) mm			417.5	417.5
Mounting plate height (G) mm			499	499
Model No. TP	1		2694.500	2695.500
Weight (kg)			77.0	80.0

Also required		2696.500	2696.500	–	–
Desk section					
Drawer for keyboard		–	–	4757.500	–

Accessories					
Base/plinth	Height 100 mm	1		2807.200	2807.200
	Height 200 mm	1		2808.200	2808.200



TopConsole system TP



Photo shows a configuration example with equipment not included in the scope of supply.

Material:

- Enclosure: Sheet steel 1.5 mm
- Door and console cover: Sheet steel, 2.0 mm, all-round foamed-in PU seal
- Mounting plate: Sheet steel 2 mm

Surface finish:

- Dipcoat-primed, powder-coated on the outside, textured paint
- Mounting plate zinc-coated on bottom part

Colour:

Normal RAL 7035 (Standard)
Special RAL 7032

Protection category:

IP 54 to IEC 60 529, (provided suitable gland plates are selected)

Supply includes:

Console

- Enclosure
- Cover hinged at bottom, including cover retainer
- Open base for individual cable entry

Console, deep

- Enclosure
- Front cover hinged at bottom, including cover retainer
- Rear door, hinged at bottom
- Open base for individual cable entry

Desk section

- Enclosure
- Cover hinged, 2 stays with automatic locking and unlocking
- Opening for running cables into the enclosure base

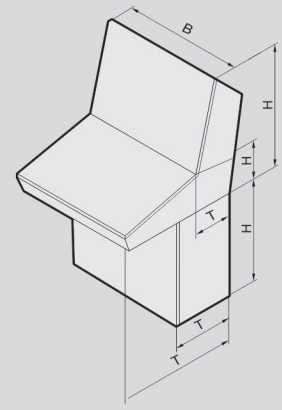
Pedestal

- Enclosure open at top
- Door or double door with locking rod (with depth 400 mm at the front, with depth 500 mm at the front and rear)
- Depth-adjustable mounting plate (with depth 500 mm)
- Open base for individual cable entry

! Also required:

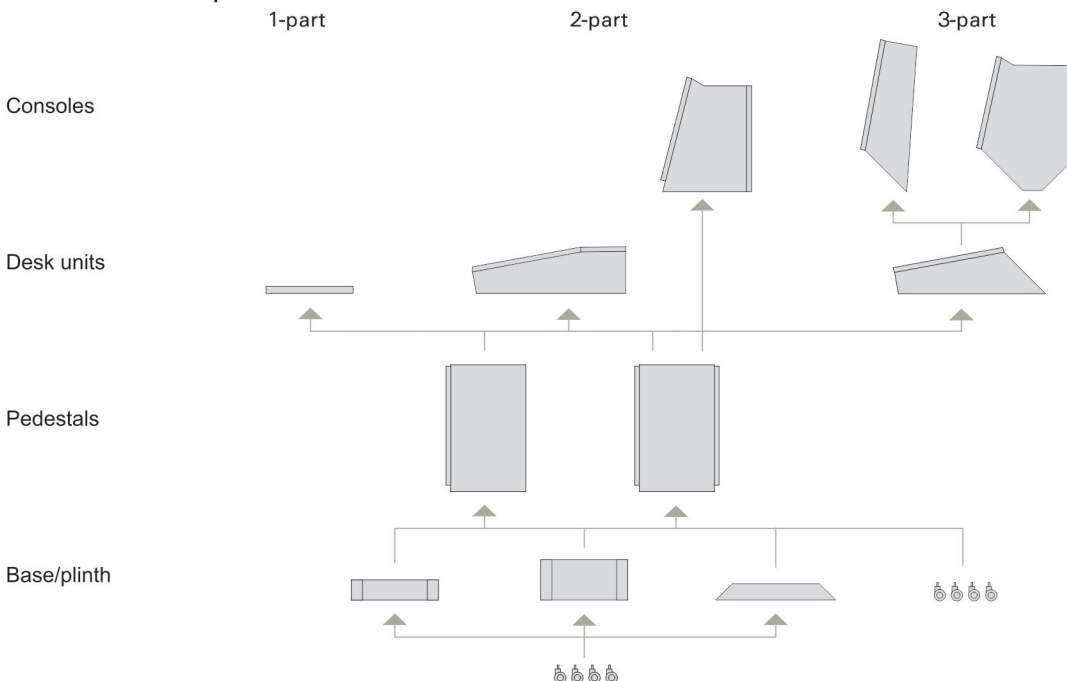
Note: Special material can be stainless steel

- Enclosure: Stainless steel 1.4301 (AISI 1.5 ,304 mm)
- Door or double door and console lid: Stainless steel 1.4301 (AISI 2.0 ,304 mm)



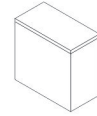
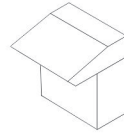
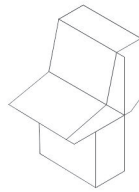
Approvals:
- E.P.I.L
- ISO 9001

Combination options



NSP
enclosure solutions
for industrial & electronic
applications

TopConsole system TP



Configuration	3-part		2-part		2-part		1-part	
Depth of pedestal in mm	400	500	400	500	400	500	400	500

Consoles 700 mm high								
Height (H) mm	Packs of	700	-	-	-	-	-	-
Depth (T) mm		240	-	-	-	-	-	-
Model No. TP (600mm wide)	1	6720.500	-	-	-	-	-	-
Model No. TP (800mm wide)	1	6721.500	-	-	-	-	-	-
Model No. TP (1000mm wide)	1	6722.500	-	-	-	-	-	-
Model No. TP (1200mm wide)	1	6723.500	-	-	-	-	-	-
Model No. TP (1600mm wide)	1	6724.500	-	-	-	-	-	-

Consoles 540/730 mm high with enlarged installation depth								
Height (H) mm	Packs of	-	730	-	-	540	-	-
Depth (T) mm		-	520	-	-	520	-	-
Model No. TP (600mm wide)	1	-	6720.200	-	-	6720.100	-	-
Model No. TP (800mm wide)	1	-	6721.200	-	-	6721.100	-	-
Model No. TP (1000mm wide)	1	-	6722.200	-	-	6722.100	-	-
Model No. TP (1200mm wide)	1	-	6723.200	-	-	6723.100	-	-
Model No. TP (1600mm wide)	1	-	6724.200	-	-	6724.100	-	-


Desk units								
Height (H) mm	Packs of	235	235	-	-	-	-	-
Depth (T) mm		700	700	-	-	-	-	-
Model No. TP (600mm wide)	1	6715.500	6710.500	-	-	-	-	-
Model No. TP (800mm wide)	1	6716.500	6711.500	-	-	-	-	-
Model No. TP (1000mm wide)	1	6717.500	6712.500	-	-	-	-	-
Model No. TP (1200mm wide)	1	6718.500	6713.500	-	-	-	-	-
Model No. TP (1600mm wide)	1	6719.500	6714.500	-	-	-	-	-

Pedestals									
Height (H) mm	Packs of	675	675	675	675	-	675	675	675
Depth (T) mm		400	500	400	500	-	500	400	500
Model No. TP (600mm wide)	1	6700.500	6705.500	6700.500	6705.500	-	6705.500	6700.500	6705.500
Model No. TP (800mm wide)	1	6701.500	6706.500	6701.500	6706.500	-	6706.500	6701.500	6706.500
Model No. TP (1000mm wide)	1	6702.500	6707.500	6702.500	6707.500	-	6707.500	6702.500	6707.500
Model No. TP (1200mm wide)	1	6703.500	6708.500	6703.500	6708.500	-	6708.500	6703.500	6708.500
Model No. TP (1600mm wide)	1	6704.500	6709.500	6704.500	6709.500	-	6709.500	6704.500	6709.500

Accessories										
Trim panel for pedestal (600mm wide)	1	-	-	-	-	-	5001.130	6730.100	-	
Trim panel for pedestal (800mm wide)	1	-	-	-	-	-	5001.140	6730.110	-	
Trim panel for pedestal (1000mm wide)	1	-	-	-	-	-	5001.150	6730.120	-	
Trim panel for pedestal (1200mm wide)	1	-	-	-	-	-	5001.160	6730.130	-	
Trim panel for pedestal (1600mm wide)	1	-	-	-	-	-	5001.170	6730.140	-	
Base/plinth components front and rear	Height 100 mm	1 set	8601.600	8601.600	8601.600	8601.600	-	8601.600	8601.600	8601.600
	Height 200 mm	1 set	8602.600	8602.600	8602.600	8602.600	-	8602.600	8602.600	8602.600
Base/plinth trim panels, side	Height 100 mm	1 set	8601.040	8601.050	8601.040	8601.050	-	8601.050	8601.040	8601.050
	Height 200 mm	1 set	8602.040	8602.050	8602.040	8602.050	-	8602.050	8602.040	8602.050



Trim panel for pedestal



Base/plinth, complete

Note: Base/plinth trim panels, (Colour: RAL 7022)